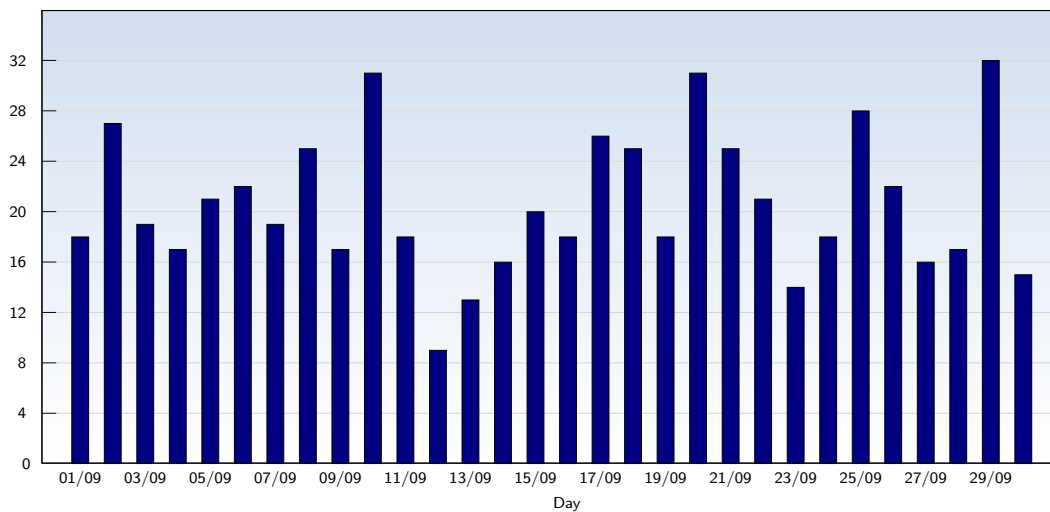


Unique Visits

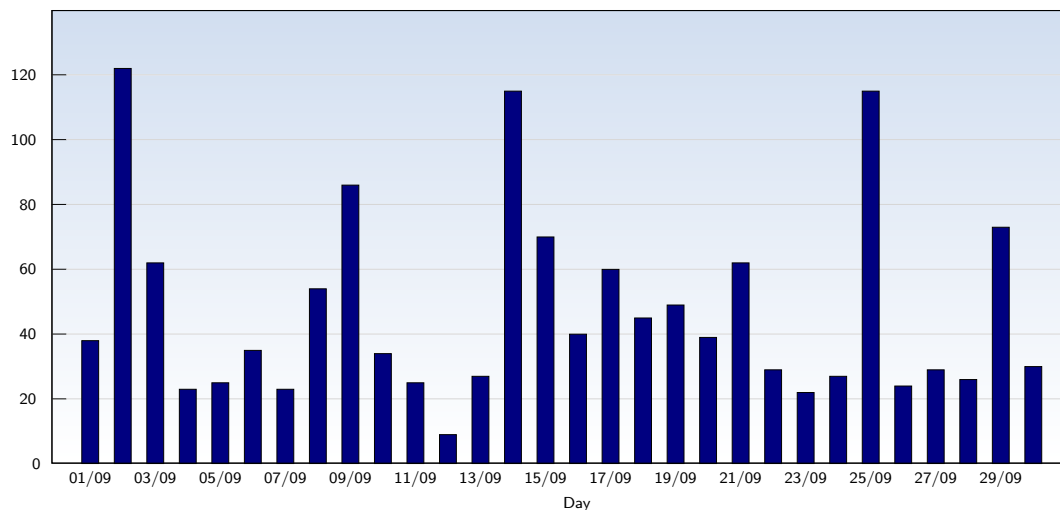


Date	Amount
Tuesday 01/09/09	18
Wednesday 02/09/09	27
Thursday 03/09/09	19
Friday 04/09/09	17
Saturday 05/09/09	21
Sunday 06/09/09	22
Monday 07/09/09	19
Tuesday 08/09/09	25
Wednesday 09/09/09	17
Thursday 10/09/09	31
Friday 11/09/09	18
Saturday 12/09/09	9
Sunday 13/09/09	13
Monday 14/09/09	16
Tuesday 15/09/09	20

Date	Amount
Wednesday 16/09/09	18
Thursday 17/09/09	26
Friday 18/09/09	25
Saturday 19/09/09	18
Sunday 20/09/09	31
Monday 21/09/09	25
Tuesday 22/09/09	21
Wednesday 23/09/09	14
Thursday 24/09/09	18
Friday 25/09/09	28
Saturday 26/09/09	22
Sunday 27/09/09	16
Monday 28/09/09	17
Tuesday 29/09/09	32
Wednesday 30/09/09	15
Total	618

This analysis summarises multiple page impressions of an individual visitor into unique visits. A visitor is counted as an unique visit when requesting at least one page. If more than 30 minutes have elapsed since the first page impression, further requests will be counted as a new unique visit.

Page Views

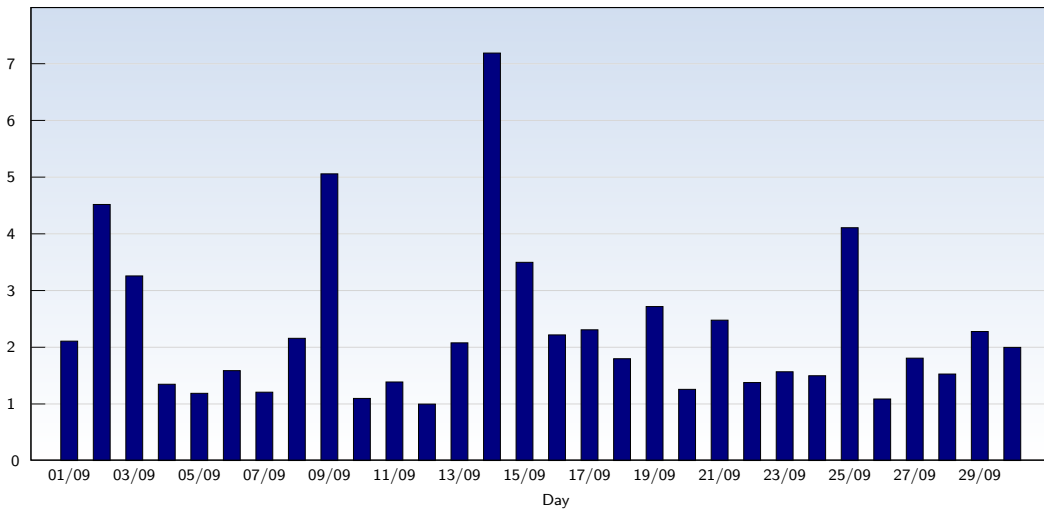


Date	Amount
Tuesday 01/09/09	38
Wednesday 02/09/09	122
Thursday 03/09/09	62
Friday 04/09/09	23
Saturday 05/09/09	25
Sunday 06/09/09	35
Monday 07/09/09	23
Tuesday 08/09/09	54
Wednesday 09/09/09	86
Thursday 10/09/09	34
Friday 11/09/09	25
Saturday 12/09/09	9
Sunday 13/09/09	27
Monday 14/09/09	115
Tuesday 15/09/09	70

Date	Amount
Wednesday 16/09/09	40
Thursday 17/09/09	60
Friday 18/09/09	45
Saturday 19/09/09	49
Sunday 20/09/09	39
Monday 21/09/09	62
Tuesday 22/09/09	29
Wednesday 23/09/09	22
Thursday 24/09/09	27
Friday 25/09/09	115
Saturday 26/09/09	24
Sunday 27/09/09	29
Monday 28/09/09	26
Tuesday 29/09/09	73
Wednesday 30/09/09	30
Total	1418

These statistics show all successful page views (also known as page impressions) and the time they were made. Only fully loaded pages are counted. Individual images and components are not included.

Pages per Visit



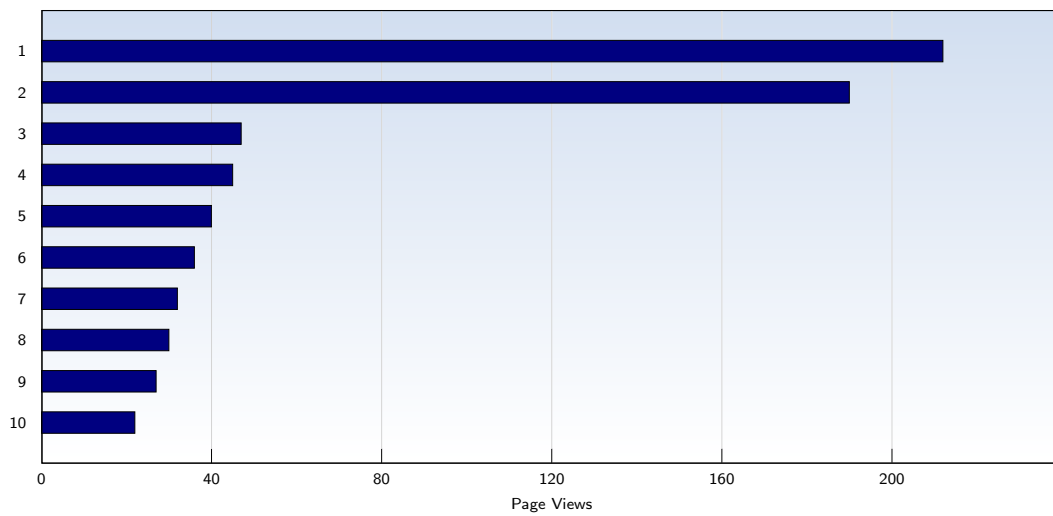
Date	Amount
Tuesday 01/09/09	2.11
Wednesday 02/09/09	4.52
Thursday 03/09/09	3.26
Friday 04/09/09	1.35
Saturday 05/09/09	1.19
Sunday 06/09/09	1.59
Monday 07/09/09	1.21
Tuesday 08/09/09	2.16
Wednesday 09/09/09	5.06
Thursday 10/09/09	1.10
Friday 11/09/09	1.39
Saturday 12/09/09	1.00
Sunday 13/09/09	2.08
Monday 14/09/09	7.19
Tuesday 15/09/09	3.50

Date	Amount
Wednesday 16/09/09	2.22
Thursday 17/09/09	2.31
Friday 18/09/09	1.80
Saturday 19/09/09	2.72
Sunday 20/09/09	1.26
Monday 21/09/09	2.48
Tuesday 22/09/09	1.38
Wednesday 23/09/09	1.57
Thursday 24/09/09	1.50
Friday 25/09/09	4.11
Saturday 26/09/09	1.09
Sunday 27/09/09	1.81
Monday 28/09/09	1.53
Tuesday 29/09/09	2.28
Wednesday 30/09/09	2.00
Average	2.29

The average number of pages opened per unique visit. Only fully loaded pages are counted.



Top 10 Popular Pages

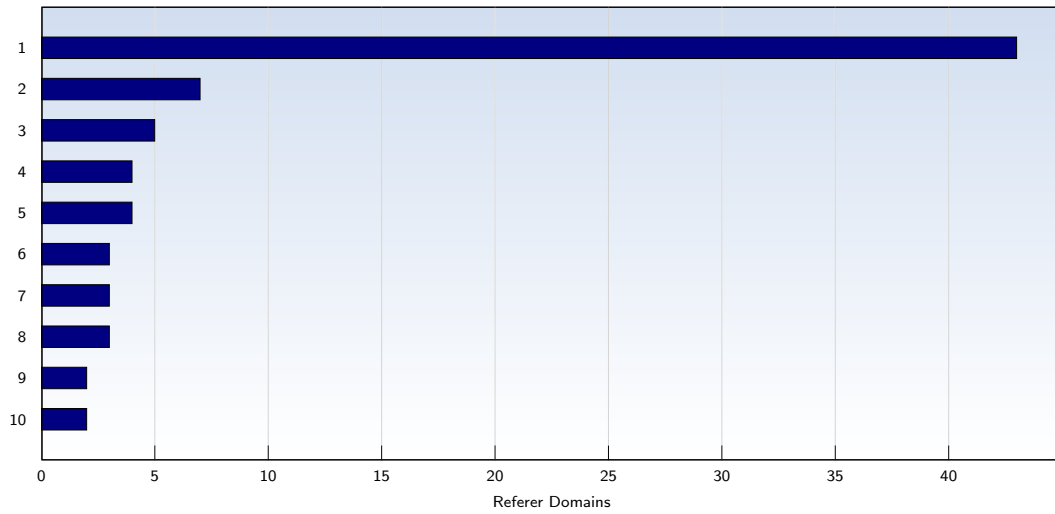


Rank	Page	Amount	%
1	the-hedgehogs.org.uk/Hedgehogs2009/index.html	212	14
2	the-hedgehogs.org.uk/Default.htm	190	13
3	the-hedgehogs.org.uk/Hedgehogs2009/page83.html	47	3
4	the-hedgehogs.org.uk/Hedgehogs2009/page5.html	45	3
5	the-hedgehogs.org.uk/Hedgehogs2009/page4.html	40	2
6	the-hedgehogs.org.uk/Hedgehogs2009/page3.html	36	2
7	the-hedgehogs.org.uk/Hedgehogs2009/page8.html	32	2
8	the-hedgehogs.org.uk/Hedgehogs2009/page81.html	30	2
9	the-hedgehogs.org.uk/Hedgehogs2009/page80.html	27	1
10	the-hedgehogs.org.uk/newbrochurevert/index.html	22	1
	Total	1418	

These statistics show you the most frequently called pages.



Top 10 Referer Domains



Rank	Domain	Amount	%
1	google.co.uk	43	6
2	virginmedia.com	7	1
3	google.com	5	0
4	farnham.gov.uk	4	0
5	yahoo.com	4	0
6	aol.co.uk	3	0
7	bing.com	3	0
8	farnhamcarnival.org.uk	3	0
9	ask.com	2	0
10	google.dk	2	0
	Total	79	

79 out of 618 visits contained a referer that could be evaluated. This analysis shows domains referring to your site. Subpages are summarised under the main domain.