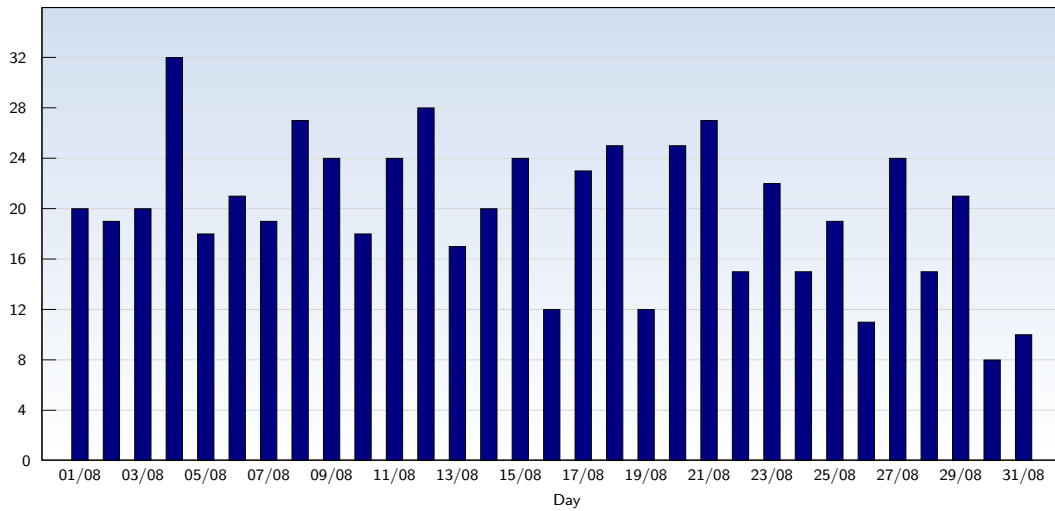


Unique Visits

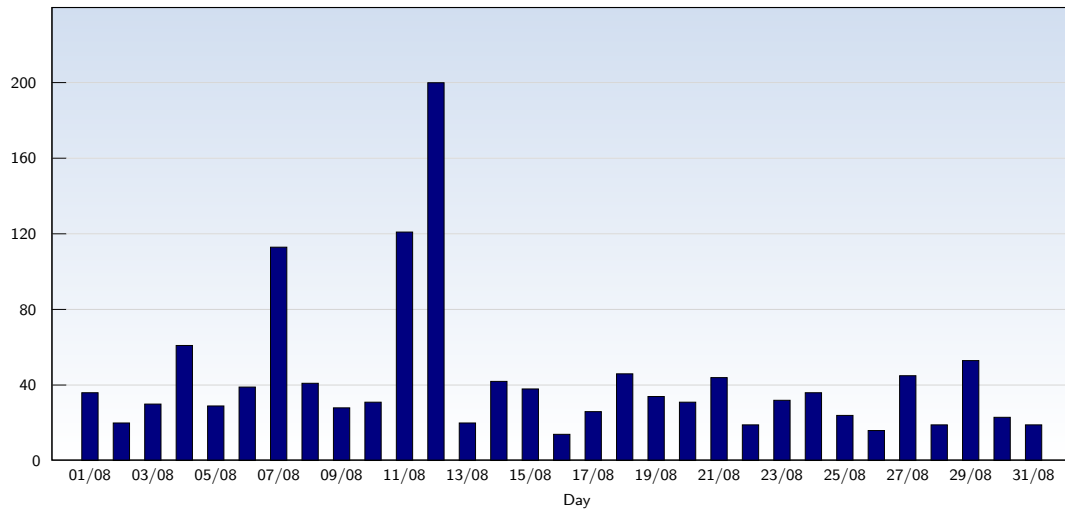


Date	Amount
Saturday 01/08/09	20
Sunday 02/08/09	19
Monday 03/08/09	20
Tuesday 04/08/09	32
Wednesday 05/08/09	18
Thursday 06/08/09	21
Friday 07/08/09	19
Saturday 08/08/09	27
Sunday 09/08/09	24
Monday 10/08/09	18
Tuesday 11/08/09	24
Wednesday 12/08/09	28
Thursday 13/08/09	17
Friday 14/08/09	20
Saturday 15/08/09	24
Sunday 16/08/09	12

Date	Amount
Monday 17/08/09	23
Tuesday 18/08/09	25
Wednesday 19/08/09	12
Thursday 20/08/09	25
Friday 21/08/09	27
Saturday 22/08/09	15
Sunday 23/08/09	22
Monday 24/08/09	15
Tuesday 25/08/09	19
Wednesday 26/08/09	11
Thursday 27/08/09	24
Friday 28/08/09	15
Saturday 29/08/09	21
Sunday 30/08/09	8
Monday 31/08/09	10
Total	615

This analysis summarises multiple page impressions of an individual visitor into unique visits. A visitor is counted as an unique visit when requesting at least one page. If more than 30 minutes have elapsed since the first page impression, further requests will be counted as a new unique visit.

Page Views

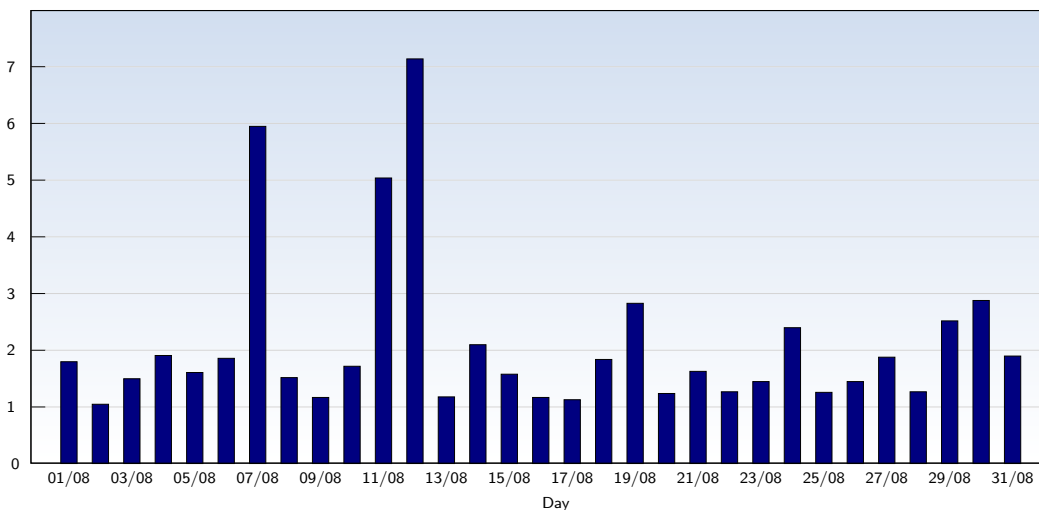


Date	Amount
Saturday 01/08/09	36
Sunday 02/08/09	20
Monday 03/08/09	30
Tuesday 04/08/09	61
Wednesday 05/08/09	29
Thursday 06/08/09	39
Friday 07/08/09	113
Saturday 08/08/09	41
Sunday 09/08/09	28
Monday 10/08/09	31
Tuesday 11/08/09	121
Wednesday 12/08/09	200
Thursday 13/08/09	20
Friday 14/08/09	42
Saturday 15/08/09	38
Sunday 16/08/09	14

Date	Amount
Monday 17/08/09	26
Tuesday 18/08/09	46
Wednesday 19/08/09	34
Thursday 20/08/09	31
Friday 21/08/09	44
Saturday 22/08/09	19
Sunday 23/08/09	32
Monday 24/08/09	36
Tuesday 25/08/09	24
Wednesday 26/08/09	16
Thursday 27/08/09	45
Friday 28/08/09	19
Saturday 29/08/09	53
Sunday 30/08/09	23
Monday 31/08/09	19
Total	1330

These statistics show all successful page views (also known as page impressions) and the time they were made. Only fully loaded pages are counted. Individual images and components are not included.

Pages per Visit

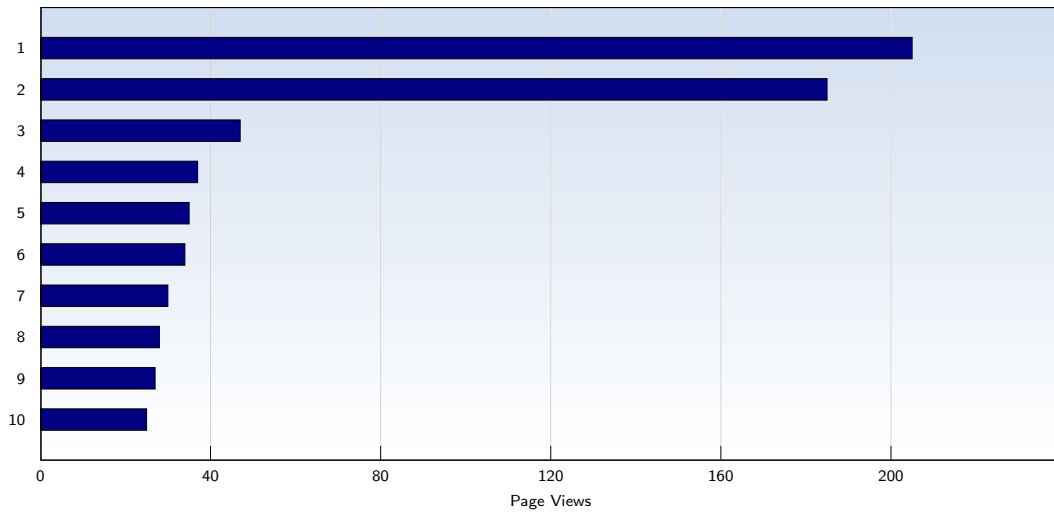


Date	Amount
Saturday 01/08/09	1.80
Sunday 02/08/09	1.05
Monday 03/08/09	1.50
Tuesday 04/08/09	1.91
Wednesday 05/08/09	1.61
Thursday 06/08/09	1.86
Friday 07/08/09	5.95
Saturday 08/08/09	1.52
Sunday 09/08/09	1.17
Monday 10/08/09	1.72
Tuesday 11/08/09	5.04
Wednesday 12/08/09	7.14
Thursday 13/08/09	1.18
Friday 14/08/09	2.10
Saturday 15/08/09	1.58
Sunday 16/08/09	1.17

Date	Amount
Monday 17/08/09	1.13
Tuesday 18/08/09	1.84
Wednesday 19/08/09	2.83
Thursday 20/08/09	1.24
Friday 21/08/09	1.63
Saturday 22/08/09	1.27
Sunday 23/08/09	1.45
Monday 24/08/09	2.40
Tuesday 25/08/09	1.26
Wednesday 26/08/09	1.45
Thursday 27/08/09	1.88
Friday 28/08/09	1.27
Saturday 29/08/09	2.52
Sunday 30/08/09	2.88
Monday 31/08/09	1.90
Average	2.16

The average number of pages opened per unique visit. Only fully loaded pages are counted.

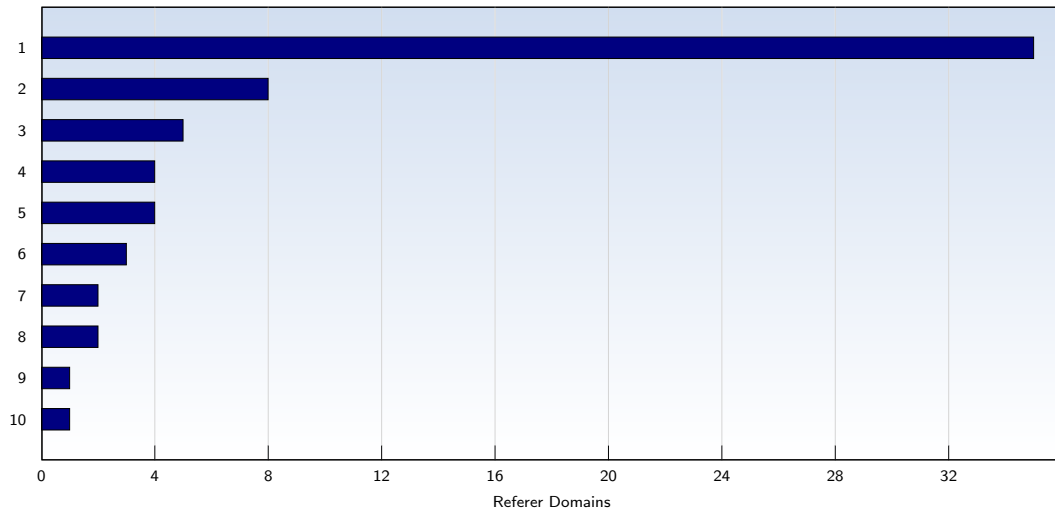
Top 10 Popular Pages



Rank	Page	Amount	%
1	the-hedgehogs.org.uk/Hedgehogs2009/index.html	205	15
2	the-hedgehogs.org.uk/Default.htm	185	13
3	the-hedgehogs.org.uk/Hedgehogs2009/page5.html	47	3
4	the-hedgehogs.org.uk/Hedgehogs2009/page4.html	37	2
5	the-hedgehogs.org.uk/Hedgehogs2009/page8.html	35	2
6	the-hedgehogs.org.uk/Hedgehogs2009/page83.html	34	2
7	the-hedgehogs.org.uk/Hedgehogs2009/page3.html	30	2
8	the-hedgehogs.org.uk/Hedgehogs2009/page81.html	28	2
9	the-hedgehogs.org.uk/Hedgehogs2009/page82.html	27	2
10	the-hedgehogs.org.uk/Hedgehogs2009/page9.html	25	1
	Total	1330	

These statistics show you the most frequently called pages.

Top 10 Referer Domains



Rank	Domain	Amount	%
1	google.co.uk	35	5
2	bing.com	8	1
3	farnham.gov.uk	5	0
4	ask.com	4	0
5	google.com	4	0
6	youtube.com	3	0
7	aol.co.uk	2	0
8	jaxstax.com	2	0
9	farnhamcommunity.org.uk	1	0
10	farnhaminstitutecharity.org.uk	1	0
	Total	65	

65 out of 615 visits contained a referer that could be evaluated. This analysis shows domains referring to your site. Subpages are summarised under the main domain.