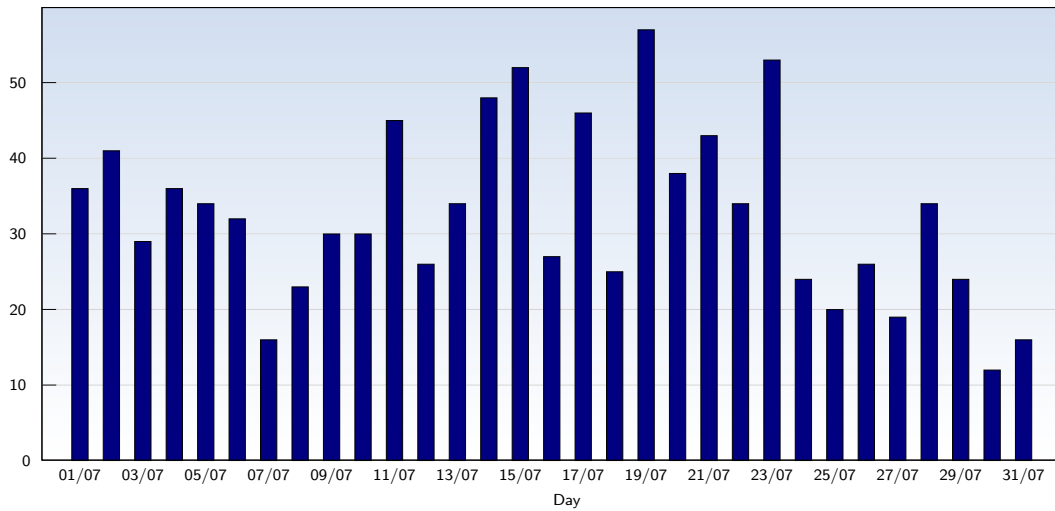


Unique Visits

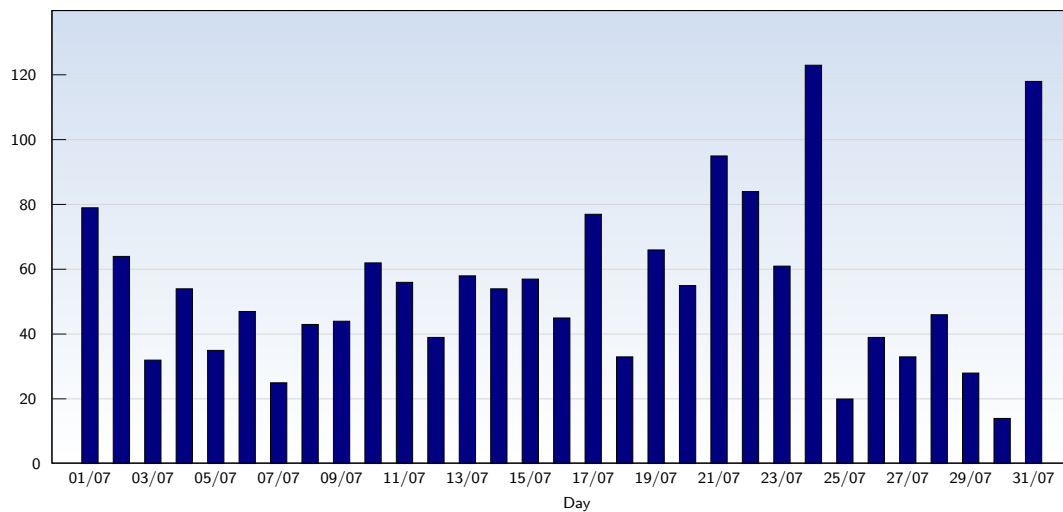


Date	Amount
Thursday 01/07/10	36
Friday 02/07/10	41
Saturday 03/07/10	29
Sunday 04/07/10	36
Monday 05/07/10	34
Tuesday 06/07/10	32
Wednesday 07/07/10	16
Thursday 08/07/10	23
Friday 09/07/10	30
Saturday 10/07/10	30
Sunday 11/07/10	45
Monday 12/07/10	26
Tuesday 13/07/10	34
Wednesday 14/07/10	48
Thursday 15/07/10	52
Friday 16/07/10	27

Date	Amount
Saturday 17/07/10	46
Sunday 18/07/10	25
Monday 19/07/10	57
Tuesday 20/07/10	38
Wednesday 21/07/10	43
Thursday 22/07/10	34
Friday 23/07/10	53
Saturday 24/07/10	24
Sunday 25/07/10	20
Monday 26/07/10	26
Tuesday 27/07/10	19
Wednesday 28/07/10	34
Thursday 29/07/10	24
Friday 30/07/10	12
Saturday 31/07/10	16
Total	1010

This analysis summarises multiple page impressions of an individual visitor into unique visits. A visitor is counted as an unique visit when requesting at least one page. If more than 30 minutes have elapsed since the first page impression, further requests will be counted as a new unique visit.

Page Views

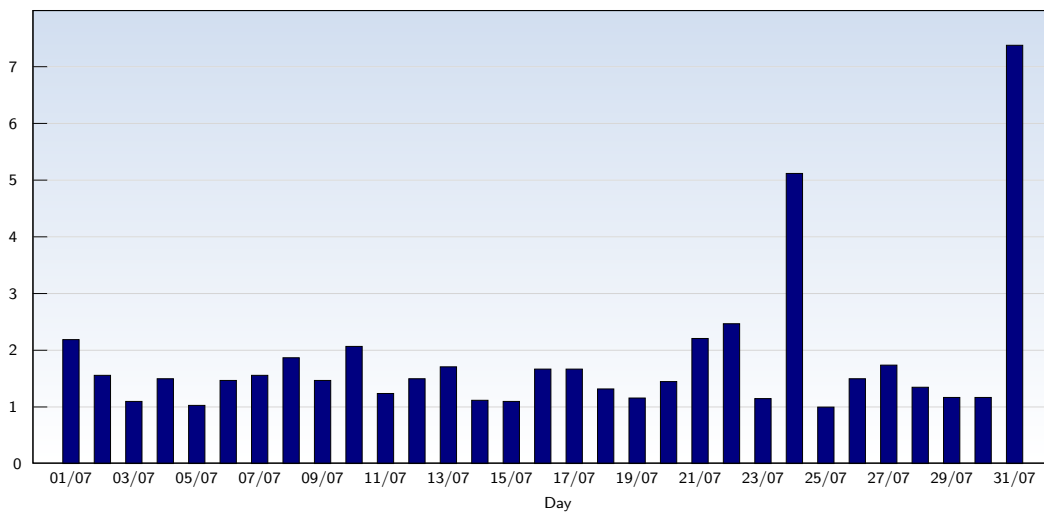


Date	Amount
Thursday 01/07/10	79
Friday 02/07/10	64
Saturday 03/07/10	32
Sunday 04/07/10	54
Monday 05/07/10	35
Tuesday 06/07/10	47
Wednesday 07/07/10	25
Thursday 08/07/10	43
Friday 09/07/10	44
Saturday 10/07/10	62
Sunday 11/07/10	56
Monday 12/07/10	39
Tuesday 13/07/10	58
Wednesday 14/07/10	54
Thursday 15/07/10	57
Friday 16/07/10	45

Date	Amount
Saturday 17/07/10	77
Sunday 18/07/10	33
Monday 19/07/10	66
Tuesday 20/07/10	55
Wednesday 21/07/10	95
Thursday 22/07/10	84
Friday 23/07/10	61
Saturday 24/07/10	123
Sunday 25/07/10	20
Monday 26/07/10	39
Tuesday 27/07/10	33
Wednesday 28/07/10	46
Thursday 29/07/10	28
Friday 30/07/10	14
Saturday 31/07/10	118
Total	1686

These statistics show all successful page views (also known as page impressions) and the time they were made. Only fully loaded pages are counted. Individual images and components are not included.

Pages per Visit

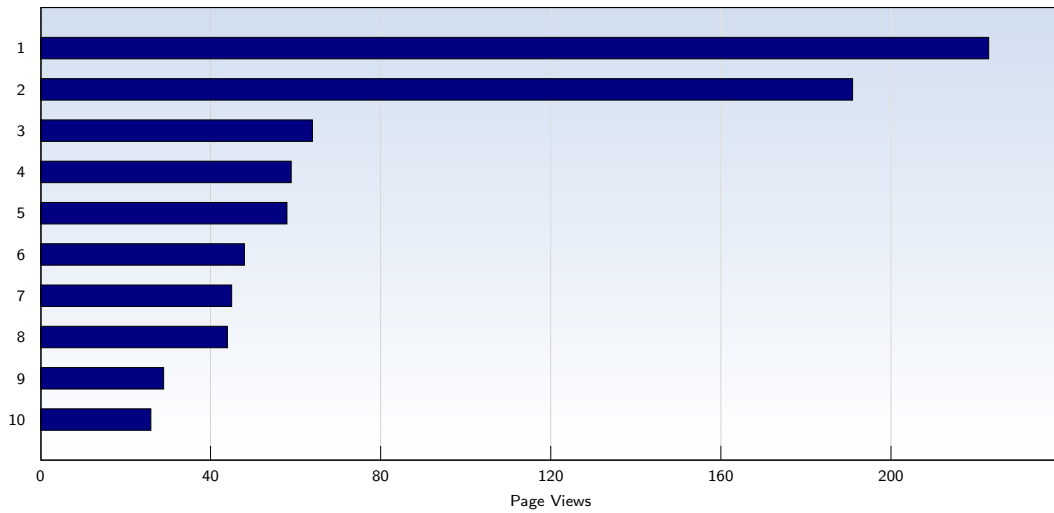


Date	Amount
Thursday 01/07/10	2.19
Friday 02/07/10	1.56
Saturday 03/07/10	1.10
Sunday 04/07/10	1.50
Monday 05/07/10	1.03
Tuesday 06/07/10	1.47
Wednesday 07/07/10	1.56
Thursday 08/07/10	1.87
Friday 09/07/10	1.47
Saturday 10/07/10	2.07
Sunday 11/07/10	1.24
Monday 12/07/10	1.50
Tuesday 13/07/10	1.71
Wednesday 14/07/10	1.12
Thursday 15/07/10	1.10
Friday 16/07/10	1.67

Date	Amount
Saturday 17/07/10	1.67
Sunday 18/07/10	1.32
Monday 19/07/10	1.16
Tuesday 20/07/10	1.45
Wednesday 21/07/10	2.21
Thursday 22/07/10	2.47
Friday 23/07/10	1.15
Saturday 24/07/10	5.12
Sunday 25/07/10	1.00
Monday 26/07/10	1.50
Tuesday 27/07/10	1.74
Wednesday 28/07/10	1.35
Thursday 29/07/10	1.17
Friday 30/07/10	1.17
Saturday 31/07/10	7.38
Average	1.67

The average number of pages opened per unique visit. Only fully loaded pages are counted.

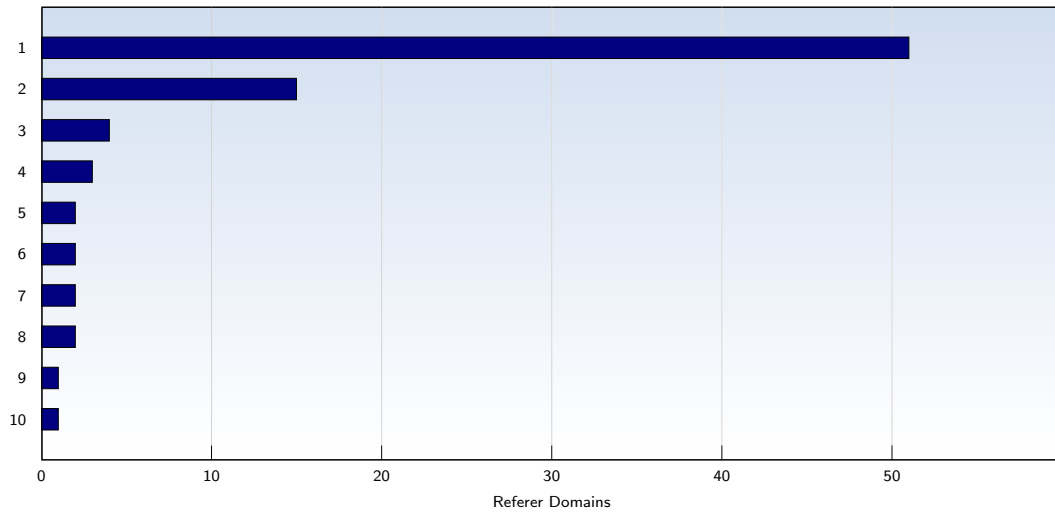
Top 10 Popular Pages



Rank	Page	Amount	%
1	the-hedgehogs.org.uk/Hedgehogs2009/index.html	223	13
2	the-hedgehogs.org.uk/Default.htm	191	11
3	the-hedgehogs.org.uk/Hedgehogs2009/page5.html	64	3
4	the-hedgehogs.org.uk/Hedgehogs2009/page4.html	59	3
5	the-hedgehogs.org.uk/Hedgehogs2009/page83.html	58	3
6	the-hedgehogs.org.uk/Hedgehogs2009/page3.html	48	2
7	the-hedgehogs.org.uk/Hedgehogs2009/page8.html	45	2
8	the-hedgehogs.org.uk/Hedgehogs2009/page10.html	44	2
9	the-hedgehogs.org.uk/Hedgehogs2009/page845.html	29	1
10	the-hedgehogs.org.uk/Hedgehogs2009/page80.html	26	1
	Total	1686	

These statistics show you the most frequently called pages.

Top 10 Referer Domains



Rank	Domain	Amount	%
1	google.co.uk	51	5
2	thebourneshow.com	15	1
3	farnhaminstitutecharity.org.uk	4	0
4	yahoo.com	3	0
5	farnham.gov.uk	2	0
6	farnhamcommunity.org.uk	2	0
7	google.com	2	0
8	virginmedia.com	2	0
9	bt.com	1	0
10	google.fr	1	0
	Total	86	

86 out of 1010 visits contained a referer that could be evaluated. This analysis shows domains referring to your site. Subpages are summarised under the main domain.